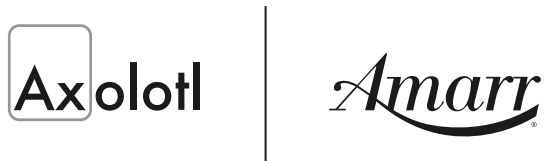




Axlotl for Amarr Garage Doors

Evolution of Possible™






Creating the extraordinary together

The Axolotl for Amarr collection of luxurious residential & commercial garage doors combine the high-quality Amarr 3552 aluminum frame with Axolotl's award-winning, sustainable, architectural surfaces.

Through the chemical bonding of semi-precious metals and concrete onto any substrate, in a variety of textures and designs, we enable materials to be used in ways and places not previously considered possible due to complexity, weight or cost.

Cover Image: Cast effect with Sentinel Copper surface



CONTENTS

EFFECTS

06 DORIC

08 CORTEX


10 LUNAR

12 SMOOTH

14 CAST

SPECIFICATIONS

16 TECHNICAL DETAILS





Doric effect with Anthra Zinc surface


DORIC

Axolotl Doric texture is inspired by the three orders of ancient Greek and Roman architecture.


Believing that Doric columns are bearers of the most weight, ancient builders often used them as their foundations to provide strength, stability, fortitude and design integrity to their constructions.

Axolotl Doric makes a bold, powerful and uncompromising design statement with sharp and pronounced vertical lines.






Applied Surface Options




Anthra Zinc*



Treasury Bronze
Pearl Patina



Graphite



Concrete Pantheon

*Sample available upon request

CORTEX

Axolotl Cortex reflects the alternating pattern of relatively darker and lighter wood grains resulting from the varying growth cycles occurring across the seasons on a cut or split piece of wood.

The wood grain effect is created by stress and special grain alignments, that produce the natural features in wood. This uniqueness often fosters the value of both the raw material and the finished work.




Bronze Black Florentine




Applied Surface Options




Bronze Black Florentine*



Treasury Bronze
Pearl Patina



Weathered Steel



Aluminum Black Antique

*Sample available upon request

LUNAR

Axolotl Lunar is an other worldly surface derived from the moons crust and made up of a rocky surface with a layer of unconsolidated, loose, heterogeneous deposits covering the solid surface.

Lunar's influence includes dust, broken rocks, and other related materials that are also present on Earth, Mars, some asteroids, and other terrestrial planets.

As asteroids and meteorites collide with the surface, they blast it into fine pieces that capture imprints in exceptional detail.

Lunar is a heavenly and ethereal finish that is unlike anything on the planet.





Aluminum Black Antique

Applied Surface Options



Nickel Black Florentine*



Aluminum Black Antique*



Copper Brown Florentine*



Treasury Bronze
Pearl Patina

*Sample available upon request

SMOOTH


Axolotl Smooth heralds the clean, minimal gleam of modern architecture and with a purposeful stray from additional ornamentation to always have a consistent, smooth texture.






Anthra Zinc Nero


Applied Surface Options




Anthra Zinc Nero*



Pewter*



Sentinel Copper*



Armoury Brass*

*Sample available upon request

CAST

Straight out of the forge comes our signature Axolotl Cast Metals.

Metal casting is a manufacturing process that involves pouring molten metal into a mold to create a multi-dimensional product. The mold contains a hollow cavity of a desired geometrical shape and the fiery molten metal is allowed to cool down to form a solidified part.

While our process does not involve heat, it perfectly emulates the truly special texture of metal when it is first cast with fire.






Applied Surface Options




Weathered Steel*



Treasury Bronze
Pearl Patina*



Sentinel Copper*



Concrete Pantheon*

*Sample available upon request



Axolotl has brought surfaces into the digital age by 'lightweighting' materials traditionally too heavy or fragile to be used for garage doors: materials such as metal and concrete.

The Axolotl for Amarr (AX3592) garage door combines a high-quality aluminum garage door system with the exquisite, modern Axolotl surfaces.


CONSTRUCTION

Tough, compact exterior laminate panels with premium Axolotl surface finish

2" thick extruded aluminum rails & stiles – available in 1" increments


Class leading commercial hardware

Robust weather seals

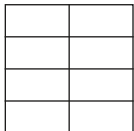


PANEL CONFIGURATION

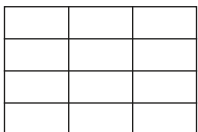
For door widths $\leq 10'$



1 Panel

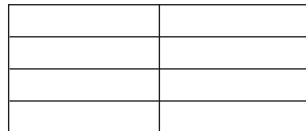


2 Panel

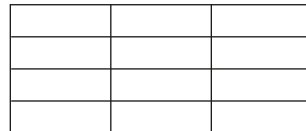


3 Panel

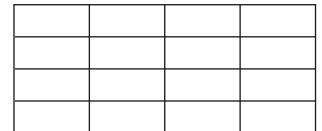
For door widths $\geq 10'2"$



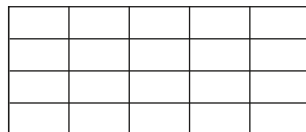
2 Panel



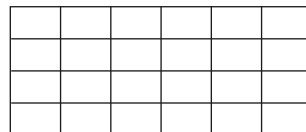
3 Panel



4 Panel



5 Panel



6 Panel

Panel configuration options based on door width; all configurations not available in all widths. Custom panel configuration available with price upcharge.

SPECIFICATIONS

Model:	Amarr AX3592
Material:	Black anodize aluminum frame with applied surface laminate panels
Thickness:	2-1/4" & 2-1/2"
Door Widths:	4' – 24'2"
Door Heights:	6' – 20'1"
Section Heights:	18", 21", 24"
Hardware:	3" Track, Solid Shaft
Warranty:	5 Year Limited

WIND LOAD APPROVALS*

Exposure B with mean roof height < 30'	Door Width Up To	WindPro	Wind Load Approved for Wind Speeds Ranging MPH ¹ / MPH ² (PSF Design Pressures)	Impact Resistant	Windows	
					Standard	Impact
Axolotl for Amarr AX3592	9'4"	WP6	140 mph / 181 mph (28.2 / -33.1)	No	No	No
	16'2"	WP5	130 mph / 169 mph (23.5 / -26.7)	No	No	No

¹ Based on ASCE7-05


² Based on ASCE7-10

* Homeowner is responsible for making sure their garage doors meet local building codes.

EFFECTS




DORIC



CORTEX



LUNAR



SMOOTH



CAST

APPLIED SURFACES

	DORIC	CORTEX	LUNAR	SMOOTH	CAST
Aluminum Black Antique		•	•		
Armoury Brass				•	
Anthra Zinc	•				
Anthra Zinc Nero				•	
Bronze Black Florentine		•			
Copper Brown Florentine			•		
Graphite	•				
Nickel Black Florentine			•		
Pewter				•	
Sentinel Copper				•	•
Treasury Bronze Pearl Patina	•	•	•		•
Weathered Steel		•			•
Concrete Pantheon	•				•

Transform Your Home With Unexpected Beauty



All Axolotl effects and applied surfaces are
available to match your entry door.





Lunar effect with Treasury Bronze Pearl Patina surface

Visit axotlglobal.com to learn about Axotl's authentic surface applications and products that include metal, concrete, terrazzo, terracotta and stone.

Visit amarr.com to learn more about the full line of Amarr residential and commercial garage doors.

Amarr Company

165 Carriage Court
Winston-Salem, NC 27105
800.503.DOOR (3667)
www.amarr.com

Axotl

america@axotlglobal.com
www.axotlglobal.com

Amarr as word and logos are trademarks belonging to Amarr Company, owned by ASSA ABLOY.

Door specifications and technical data subject to change without notice.

©ASSA ABLOY
Printed in USA
Form #6910823/8M/WPI

©All images copyright Axotl

